









**Standard trim**







|  | EO  | DT   | NL   | NL-OP   |
|--|---|--|--|---|
|  |  |           |          |  |
| <b>Product description</b>                   | 98EO<br>99EO  | 98DT<br>99DT   | 98NL<br>99NL   | 98NL-OP<br>99NL-OP  |
| <b>Trim description</b>                      | —   | 990DT  | 990NL-R/V  | 110NL-MD<br>110NL-WD  |
| <b>Escutcheon plate size</b>                 | —   | 3" x 14 <sup>13</sup> / <sub>16</sub> " x 3 <sup>3</sup> / <sub>32</sub> "<br>(76x360x2mm) | 3" x 14 <sup>13</sup> / <sub>16</sub> " x 3 <sup>3</sup> / <sub>32</sub> "<br>(76x360x2mm) | —   |
| <b>Pull center to center</b>                 | —   | 5 <sup>1</sup> / <sub>2</sub> " (140mm)  | 5 <sup>1</sup> / <sub>2</sub> " (140mm)  | —   |
| <b>Projection</b>                            | —   | 2" (51mm)  | 2" (51mm)  | —   |
| <b>ANSI function</b>                         | 01  | 02   | 03   | 03  |
| <b>Cylinder type</b>                         | —   | —  | Rim  | Rim   |
| <b>Handing</b>                               | —   | —  | —  | —   |
| <b>Optional trim</b>                         | x990EO<br>x996EO  | x996K-DT<br>x996L-DT<br>x696DT<br>x697DT   | x996K-NL<br>x996L-NL<br>x696NL<br>x697NL   |   |
| <b>Optional #425 SNB quantity for device</b> | 6   | 2  | 2  | 6   |





|  | L  | L-NL   | L-BE   | L-DT   |
|--|--|--|--|--|
|  |                                      |                                      |                                     |                                    |
| <b>Product description</b>                   | 98L<br>99L   | 98L-NL<br>99L-NL   | 98L-BE<br>99L-BE   | 98L-DT<br>99L-DT   |
| <b>Trim description</b>                      | 996L-R/V*  | 996L-NL-R/V  | 996L-BE-R/V*   | 996L-DT  |
| <b>Escutcheon plate size</b>                 | 2 <sup>3</sup> / <sub>4</sub> " x 10 <sup>3</sup> / <sub>4</sub> " x 2 <sup>7</sup> / <sub>32</sub> "<br>(70x273x21mm) | 2 <sup>3</sup> / <sub>4</sub> " x 10 <sup>3</sup> / <sub>4</sub> " x 2 <sup>7</sup> / <sub>32</sub> "<br>(70x273x21mm) | 2 <sup>3</sup> / <sub>4</sub> " x 10 <sup>3</sup> / <sub>4</sub> " x 2 <sup>7</sup> / <sub>32</sub> "<br>(70x273x21mm) | 2 <sup>3</sup> / <sub>4</sub> " x 10 <sup>3</sup> / <sub>4</sub> " x 2 <sup>7</sup> / <sub>32</sub> "<br>(70x273x21mm) |
| <b>Pull center to center</b>                 | —  | —  | —  | —  |
| <b>Projection</b>                            | 2 <sup>7</sup> / <sub>8</sub> " (73mm)   | 2 <sup>7</sup> / <sub>8</sub> " (73mm)   | 2 <sup>7</sup> / <sub>8</sub> " (73mm)   | 2 <sup>7</sup> / <sub>8</sub> " (73mm)   |
| <b>ANSI function</b>                         | 08   | 03   | 14   | 02   |
| <b>Cylinder type</b>                         | Rim  | Rim  | —  | —  |
| <b>Handing</b>                               | Handed/Reversible  | Handed/Reversible  | Handed/Reversible  | Handed/Reversible  |
| <b>Optional #425 SNB quantity for device</b> | 2  | 2  | 2  | 2  |

\* Electrified lever operation available

**Notes**

**Standard trim**






|                                       | EO<br><br><b>No outside trim</b><br>Exit only | DT<br><br><b>Dummy trim</b><br>Pull when dogged | NL<br><br><b>Night latch</b><br>Key retracts latchbolt | NL-OP<br><br><b>Night latch</b><br>Key retracts latchbolt<br>optional pull required | TL<br><br><b>Thumbturn</b><br>Key locks & unlocks<br>(use with DT trim) | TL-BE<br><br><b>Thumbturn</b><br>Blank escutcheon<br>always operable<br>(no cylinder)<br>(use with DT trim) |
|---------------------------------------|--|--|---|---|--|--|
| Product description                   | 9827EO<br>9927EO   | 9827DT<br>9927DT   | 9827NL<br>9927NL  | 9827NL-OP<br>9927NL-OP  | 9827TL<br>9927TL   | 9827TL-BE<br>9927TL-BE   |
| Trim description                      | —  | 990DT  | 990NL-R/V   | 110NL-MD<br>110NL-WD  | 374T X 990DT   | 374T-BE X<br>990DT   |
| Escutcheon plate size                 | —  | 3" x 14 <sup>13/16</sup> " x 3 <sup>3/32</sup> "<br>(76x360x2mm)   | 3" x 14 <sup>13/16</sup> " x 3 <sup>3/32</sup> "<br>(76x360x2mm)  | —   | 1 <sup>11/16</sup> " x 7 <sup>1/2</sup> " x 7 <sup>7/8</sup> "<br>(43x191x22mm)  | 1 <sup>11/16</sup> " x 7 <sup>1/2</sup> " x 7 <sup>7/8</sup> "<br>(43x191x22mm)  |
| Pull center to center                 | —  | 5 <sup>1/2</sup> " (140mm)   | 5 <sup>1/2</sup> " (140mm)  | —   | —  | —  |
| Projection                            | —  | 2" (51mm)  | 2" (51mm)   | —   | 3 <sup>1/4</sup> " (83mm)  | 3 <sup>1/4</sup> " (83mm)  |
| ANSI function                         | 01   | 02   | 03  | 03  | 11 or 12   | 16   |
| Cylinder type                         | —  | —  | Rim   | Rim   | 1 <sup>1/4</sup> " Mortise   | —  |
| Handing                               | —  | —  | —   | —   | —  | —  |
| Optional trim                         | x990EO<br>x996EO   | x996K-DT<br>x996L-DT<br>x696DT<br>x697DT   | x996K-NL<br>x996L-NL<br>x696NL<br>x697NL  |   |  |  |
| Optional #425 SNB quantity for device | 6  | 2  | 2   | 6   | 2  | 2  |





|                                       | L<br><br><b>Lever</b><br>Key locks & unlocks | L-NL<br><br><b>Lever – night latch</b><br>Key retracts latchbolt | L-BE<br><br><b>Lever – blank escutcheon</b><br>Always operable (no cylinder) | L-DT<br><br><b>Lever dummy trim</b><br>pull when dogged |
|---------------------------------------|--|--|---|---|
| Product description                   | 9827L<br>9927L   | 9827L-NL<br>9927L-NL   | 9827L-BE<br>9927L-BE  | 9827L-DT<br>9927L-DT  |
| Trim description                      | 996L-R/V*  | 996L-NL-R/V  | 996L-BE-R/V*  | 996L-DT   |
| Escutcheon plate size                 | 2 <sup>3/4</sup> " x 10 <sup>3/4</sup> " x 2 <sup>7/32</sup> "<br>(70x273x21mm)  | 2 <sup>3/4</sup> " x 10 <sup>3/4</sup> " x 2 <sup>7/32</sup> "<br>(70x273x21mm)  | 2 <sup>3/4</sup> " x 10 <sup>3/4</sup> " x 2 <sup>7/32</sup> "<br>(70x273x21mm)   | 2 <sup>3/4</sup> " x 10 <sup>3/4</sup> " x 2 <sup>7/32</sup> "<br>(70x273x21mm)   |
| Pull center to center                 | —  | —  | —   | —   |
| Projection                            | 2 <sup>7/8</sup> " (73mm)  | 2 <sup>7/8</sup> " (73mm)  | 2 <sup>7/8</sup> " (73mm)   | 2 <sup>7/8</sup> " (73mm)   |
| ANSI function                         | 08   | 03   | 14  | 02  |
| Cylinder type                         | Rim  | Rim  | —   | —   |
| Handing                               | Handed/Reversible  | Handed/Reversible  | Handed/Reversible   | Handed/Reversible   |
| Optional #425 SNB quantity for device | 2  | 2  | 2   | 2   |

\* Electrified lever operation available

**Notes**

**Standard trim**






|                                       | EO                           | DT  | NL  | NL-OP  | TL  | TL-BE       |
|---------------------------------------|------------------------------|--|--|--|--|--|
|                                       | No outside trim<br>Exit only | <b>Dummy trim</b><br>Pull when dogged<br>(not recommended for<br>fire device)        | <b>Night latch</b><br>Key retracts latchbolt   | <b>Night latch</b><br>Key retracts latchbolt<br>optional pull required                   | <b>Thumbturn</b><br>Key locks & unlocks<br>(use with DT trim)                          | <b>Thumbturn</b><br>Blank escutcheon<br>always operable<br>(no cylinder)<br>(use with DT trim) |
| Product description                   | 9847EO<br>9947EO             | 9847DT<br>9947DT   | 9847NL<br>9947NL   | 9847NL-OP<br>9947NL-OP   | 9847TL<br>9947TL   | 9847TL-BE<br>9947TL-BE   |
| Trim description                      | —                            | 990DT  | 990NL-R/V  | 110NL-MD   | 376T X 990DT   | 374T-BE X 990DT  |
| Escutcheon plate size                 | —                            | 3" x 14 <sup>13/16"</sup> x 3 <sup>3/32"</sup><br>(76x360x2mm)                       | 3" x 14 <sup>13/16"</sup> x 3 <sup>3/32"</sup><br>(76x360x2mm)                       | —  | 2 <sup>3/4"</sup> x 10 <sup>3/4"</sup> x 27 <sup>3/32"</sup><br>(70x273x21mm)          | 2 <sup>3/4"</sup> x 10 <sup>3/4"</sup> x 27 <sup>3/32"</sup><br>(70x273x21mm)                  |
| Pull center to center                 | —                            | 5 <sup>1/2"</sup> (140mm)  | 5 <sup>1/2"</sup> (140mm)  | —  | —  | —  |
| Projection                            | —                            | 2" (51mm)  | 2" (51mm)  | —  | 2" (51mm)  | 2" (51mm)  |
| ANSI function                         | 01                           | 02   | 03   | 03   | 11 or 12   | 16   |
| Cylinder type                         | —                            | —  | Rim  | Rim  | 1 <sup>1/4"</sup> Mortise  | —  |
| Handing                               | —                            | —  | —  | —  | —  | —  |
| Optional trim                         | x990EO<br>x996EO             | x996K-DT<br>x996L-DT<br>x696DT<br>x697DT   | x996K-NL<br>x996L-NL<br>x696NL<br>x697NL   |  |  |  |
| Optional #425 SNB quantity for device | 6                            | 2  | 2  | 6  | 2  | 2  |





|                                       | L  | L-NL  | L-BE  | L-DT  |
|---------------------------------------|---|--|--|--|
|                                       | <b>Lever</b><br>Key locks & unlocks   | <b>Lever – night latch</b><br>Key retracts latchbolt                                     | <b>Lever – blank escutcheon</b><br>Always operable (no cylinder)                           | <b>Lever dummy trim</b><br>pull when dogged  |
| Product description                   | 9847L<br>9947LF   | 9847L-NL<br>9947L-NL   | 9847L-BE<br>9947L-BE   | 9847L-DT<br>9947L-DT   |
| Trim description                      | 996L-R/V*   | 996L-NL-R/V  | 996L-BE-R/V*   | 996L-DT  |
| Escutcheon plate size                 | 2 <sup>3/4"</sup> x 10 <sup>3/4"</sup> x 27 <sup>3/32"</sup><br>(70x273x21mm)         | 2 <sup>3/4"</sup> x 10 <sup>3/4"</sup> x 27 <sup>3/32"</sup><br>(70x273x21mm)            | 2 <sup>3/4"</sup> x 10 <sup>3/4"</sup> x 27 <sup>3/32"</sup><br>(70x273x21mm)              | 2 <sup>3/4"</sup> x 10 <sup>3/4"</sup> x 27 <sup>3/32"</sup><br>(70x273x21mm)              |
| Pull center to center                 | —   | —  | —  | —  |
| Projection                            | 2 <sup>7/8"</sup> (73mm)  | 2 <sup>7/8"</sup> (73mm)   | 2 <sup>7/8"</sup> (73mm)   | 2 <sup>7/8"</sup> (73mm)   |
| ANSI function                         | 08  | 03   | 14   | 02   |
| Cylinder type                         | Rim   | Rim  | —  | —  |
| Handing                               | Handed/Reversible   | Handed/Reversible  | Handed/Reversible  | Handed/Reversible  |
| Optional #425 SNB quantity for device | 2   | 2  | 2  | 2  |

\* Electrified lever operation available

**Notes**

**Standard trim**




|                                       | EO<br><br><b>No outside trim</b><br>Exit only | DT<br><br><b>Dummy trim</b><br>Pull when dogged<br>(not recommended for fire device) | NL<br><br><b>Night latch</b><br>Key retracts latchbolt | NL-OP<br><br><b>Night latch</b><br>Key retracts latchbolt<br>optional pull required | TL<br><br><b>Thumbturn</b><br>Key locks & unlocks<br>(use with DT trim) | TL-BE<br><br><b>Thumbturn</b><br>Blank escutcheon<br>always operable<br>(no cylinder)<br>(use with DT trim) |
|---------------------------------------|---|---|---|---|--|--|
| Product description                   | 9857EO<br>9957EO                              | 9857DT<br>9957DT  | 9857NL<br>9957NL  | 9857NL-OP<br>9957NL-OP  | 9857TL<br>9957TL   | 9857TL-BE<br>9957TL-BE   |
| Trim description                      | —   | 990DT   | 990NL-R/V   | 110NL-MD<br>110NL-WD  | 374T X 990DT   | 374T-BE X 990DT  |
| Escutcheon plate size                 | —   | 3" x 14 <sup>13/16</sup> " x 3 <sup>3/32</sup> "<br>(76x360x2mm)  | 3" x 14 <sup>13/16</sup> " x 3 <sup>3/32</sup> "<br>(76x360x2mm)  | —   | 2 <sup>3/4</sup> " x 10 <sup>3/4</sup> " x 27 <sup>3/32</sup> "<br>(70x273x21mm)   | 2 <sup>3/4</sup> " x 10 <sup>3/4</sup> " x 27 <sup>3/32</sup> "<br>(70x273x21mm)   |
| Pull center to center                 | —   | 5 <sup>1/2</sup> " (140mm)  | 5 <sup>1/2</sup> " (140mm)  | —   | —  | —  |
| Projection                            | —   | 2" (51mm)   | 2" (51mm)   | —   | 2" (51mm)  | 2" (51mm)  |
| ANSI function                         | 01  | 02  | 03  | 03  | 11 or 12   | 16   |
| Cylinder type                         | —   | —   | Rim   | Rim   | 1 <sup>1/4</sup> " Mortise   | —  |
| Handing                               | —   | —   | —   | —   | —  | —  |
| Optional trim                         | x990EO<br>x996EO                              | x996K-DT<br>x996L-DT<br>x696DT<br>x697DT  | x996K-NL<br>x996L-NL<br>x696NL<br>x697NL  |   |  |  |
| Optional #425 SNB quantity for device | 6   | 2   | 2   | 6   | 2  | 2  |





|                                       | L<br><br><b>Lever</b><br>Key locks & unlocks | L-NL<br><br><b>Lever – night latch</b><br>Key retracts latchbolt | L-BE<br><br><b>Lever – blank escutcheon</b><br>Always operable (no cylinder) | L-DT<br><br><b>Lever dummy trim</b><br>pull when dogged |
|---------------------------------------|---|---|---|--|
| Product description                   | 9857L<br>9957LF   | 9857L-NL<br>9957L-NL  | 9857L-BE<br>9957L-BE  | —<br>—   |
| Trim description                      | 996L-R/V*   | 996L-NL-R/V   | 996L-BE-R/V*  | 996L-DT  |
| Escutcheon plate size                 | 2 <sup>3/4</sup> " x 10 <sup>3/4</sup> " x 27 <sup>3/32</sup> "<br>(70x273x21mm)  | 2 <sup>3/4</sup> " x 10 <sup>3/4</sup> " x 27 <sup>3/32</sup> "<br>(70x273x21mm)  | 2 <sup>3/4</sup> " x 10 <sup>3/4</sup> " x 27 <sup>3/32</sup> "<br>(70x273x21mm)  | 2 <sup>3/4</sup> " x 10 <sup>3/4</sup> " x 27 <sup>3/32</sup> "<br>(70x273x21mm)   |
| Pull center to center                 | —   | —   | —   | —  |
| Projection                            | 2 <sup>7/8</sup> " (73mm)   | 2 <sup>7/8</sup> " (73mm)   | 2 <sup>7/8</sup> " (73mm)   | 2 <sup>7/8</sup> " (73mm)  |
| ANSI function                         | 08  | 03  | 14  | 02   |
| Cylinder type                         | Rim   | Rim   | —   | —  |
| Handing                               | Handed/Reversible   | Handed/Reversible   | Handed/Reversible   | Handed/Reversible  |
| Optional #425 SNB quantity for device | 2   | 2   | 2   | 2  |

\* Electrified lever operation available

**Notes**

**Standard trim**

|  | EO                                  | DT       | NL     | HL                                 |
|--|-------------------------------------|---|---|---|
|  | <b>No outside trim</b><br>Exit only | <b>Dummy trim</b><br>Pull when dogged<br>(not recommended for fire device)                | <b>Night latch</b><br>Key retracts latchbolt  | <b>Hospital latch</b><br>Key locks & unlocks  |
| <b>Product description</b>                   | 9875EO<br>9975EO                    | 9875DT<br>9975DT  | 9875NL<br>9975NL  | 9875HL<br>9975HL  |
| <b>Trim description</b>                      | —                                   | 990DT   | 990NL-M   | HL6M  |
| <b>Escutcheon plate size</b>                 | —                                   | 3" x 14 <sup>3</sup> / <sub>16</sub> " x 3 <sup>3</sup> / <sub>32</sub> "<br>(76x360x2mm) | 3" x 14 <sup>3</sup> / <sub>16</sub> " x 3 <sup>3</sup> / <sub>32</sub> "<br>(76x360x2mm) | 2 <sup>9</sup> / <sub>16</sub> " x 5 <sup>1</sup> / <sub>2</sub> " x 2 <sup>5</sup> / <sub>8</sub> "<br>(65x140x67mm) |
| <b>Pull center to center</b>                 | —                                   | 5 <sup>1</sup> / <sub>2</sub> " (140mm)   | 5 <sup>1</sup> / <sub>2</sub> " (140mm)   | —   |
| <b>Projection</b>                            | —                                   | 2" (51mm)   | 2" (51mm)   | 2 <sup>5</sup> / <sub>8</sub> " (67mm)  |
| <b>ANSI function</b>                         | 01                                  | 02  | 03  | —   |
| <b>Cylinder type</b>                         | —                                   | —   | 1 <sup>1</sup> / <sub>4</sub> " Mortise   | 1 <sup>1</sup> / <sub>4</sub> " Mortise   |
| <b>Handing</b>                               |                                     |   |   |   |
| <b>Optional trim</b>                         | x990EO<br>x996EO                    | x996K-DT<br>x996L-DT)<br>x696DT<br>x697DT   | x996K-NL<br>x996L-NL<br>x696NL<br>x697NL  |   |
| <b>Optional #425 SNB quantity for device</b> | 6                                   | 2   | 2   | 2   |









|  | L                                   | L-NL                                | L-BE                              | L-DT                              |
|--|--|--|--|--|
|  | <b>Lever</b><br>Key locks & unlocks  | <b>Lever – night latch</b><br>Key retracts latchbolt   | <b>Lever – blank escutcheon</b><br>Always operable (no cylinder)   | <b>Lever dummy trim</b><br>pull when dogged  |
| <b>Product description</b>                   | 9875L<br>9975L   | 9875L-NL<br>9975L-NL   | 9875L-BE<br>9975L-BE   | 9875L-DT<br>9975L-DT   |
| <b>Trim description</b>                      | 996L-M*  | 996L-NL-M  | 996L-BE-M*   | 996L-DT  |
| <b>Escutcheon plate size</b>                 | 2 <sup>3</sup> / <sub>4</sub> " x 10 <sup>3</sup> / <sub>4</sub> " x 2 <sup>7</sup> / <sub>32</sub> "<br>(70x273x21mm) | 2 <sup>3</sup> / <sub>4</sub> " x 10 <sup>3</sup> / <sub>4</sub> " x 2 <sup>7</sup> / <sub>32</sub> "<br>(70x273x21mm) | 2 <sup>3</sup> / <sub>4</sub> " x 10 <sup>3</sup> / <sub>4</sub> " x 2 <sup>7</sup> / <sub>32</sub> "<br>(70x273x21mm) | 2 <sup>3</sup> / <sub>4</sub> " x 10 <sup>3</sup> / <sub>4</sub> " x 2 <sup>7</sup> / <sub>32</sub> "<br>(70x273x21mm) |
| <b>Pull center to center</b>                 | —  | —  | —  | —  |
| <b>Projection</b>                            | 2 <sup>7</sup> / <sub>8</sub> " (73mm)   | 2 <sup>7</sup> / <sub>8</sub> " (73mm)   | 2 <sup>7</sup> / <sub>8</sub> " (73mm)   | 2 <sup>7</sup> / <sub>8</sub> " (73mm)   |
| <b>ANSI function</b>                         | 08   | 03   | 14   | 02   |
| <b>Cylinder type</b>                         | 1 <sup>1</sup> / <sub>4</sub> " Mortise  | 1 <sup>1</sup> / <sub>4</sub> " Mortise  | —  | —  |
| <b>Handing</b>                               | Handed/Reversible  | Handed/Reversible  | Handed/Reversible  | Handed/Reversible  |
| <b>Optional #425 SNB quantity for device</b> | 2  | 2  | 2  | 2  |

\* Electrified lever operation available

**Notes**

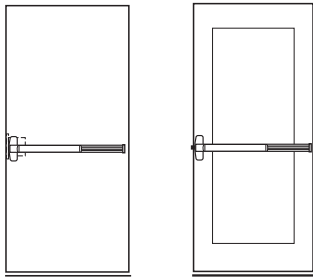
# 98/99 Optional trim

## Knob, exit only and thumbpiece trim – 990 & 996K

|  | K   | K-NL  | K-BE  | K-DT  | EO  | TP  | TP-BE   | EO  |
|--|---|---|---|---|---|---|---|---|
|  |                                        |                                        |                                        |                                        |                                       |        |        |        |
|  | <b>Knob</b><br>Key locks & unlocks  | <b>Knob – night latch</b><br>Key retracts latchbolt   | <b>Knob – blank escutcheon</b><br>Always operable (no cylinder)   | <b>Knob – dummy trim</b><br>Pull when dogged  | <b>Exit only plate</b>  | <b>Thumbpiece</b><br>Key locks & unlocks  | <b>Thumbpiece blank escutcheon</b><br>Always operable (no cylinder)                       | <b>Exit only plate</b>  |
| Trim description                               | 996K  | 996K-NL   | 996K-BE   | 996K-DT   | 996EO   | 990TP   | 990TP-BE  | 990EO   |
| Escutcheon plate size                          | 2 <sup>3</sup> / <sub>4</sub> " x 10 <sup>3</sup> / <sub>4</sub> " x 27 <sup>3</sup> / <sub>32</sub> "<br>(70x273x21mm) | 2 <sup>3</sup> / <sub>4</sub> " x 10 <sup>3</sup> / <sub>4</sub> " x 27 <sup>3</sup> / <sub>32</sub> "<br>(70x273x21mm) | 2 <sup>3</sup> / <sub>4</sub> " x 10 <sup>3</sup> / <sub>4</sub> " x 27 <sup>3</sup> / <sub>32</sub> "<br>(70x273x21mm) | 2 <sup>3</sup> / <sub>4</sub> " x 10 <sup>3</sup> / <sub>4</sub> " x 27 <sup>3</sup> / <sub>32</sub> "<br>(70x273x21mm) | 2 <sup>3</sup> / <sub>4</sub> " x 10 <sup>3</sup> / <sub>4</sub> " x 27 <sup>3</sup> / <sub>32</sub> "<br>(70x273x21mm) | 3" x 14 <sup>3</sup> / <sub>16</sub> " x 3 <sup>3</sup> / <sub>32</sub> "<br>(76x360x2mm) | 3" x 14 <sup>3</sup> / <sub>16</sub> " x 3 <sup>3</sup> / <sub>32</sub> "<br>(76x360x2mm) | 3" x 14 <sup>3</sup> / <sub>16</sub> " x 3 <sup>3</sup> / <sub>32</sub> "<br>(76x360x2mm) |
| Pull center to center                          | —   | —   | —   | —   | —   | 5 <sup>1</sup> / <sub>2</sub> " (140mm)   | 5 <sup>1</sup> / <sub>2</sub> " (140mm)   | 5 <sup>1</sup> / <sub>2</sub> " (140mm)   |
| Projection                                     | 3 <sup>1</sup> / <sub>4</sub> " (83mm)  | 3 <sup>1</sup> / <sub>4</sub> " (83mm)  | 3 <sup>1</sup> / <sub>4</sub> " (83mm)  | 3 <sup>1</sup> / <sub>4</sub> " (83mm)  | —   | 2" (51mm)   | 2" (51mm)   | Z   |
| ANSI function                                  | 08  | 09  | 14  | 02  | 01  | 05  | 14  | 14  |
| Cylinder type                                  |   |   |   |   |   |   |   |   |
| Rim or vertical rod device                     | Rim   | Rim   | —   | —   | —   | Rim   | —   | —   |
| Mortise lock device                            | 1 <sup>1</sup> / <sub>4</sub> " Mortise   | 1 <sup>1</sup> / <sub>4</sub> " Mortise   |   |   | —   | 1 <sup>1</sup> / <sub>4</sub> " Mortise   | —   | —   |
| Handing  | —   | —   | —   | —   | —   | —   | —   | —   |
| #425 SNB optional-HMD req. WD w/o SLM pkg.     | 2   | 2   | 2   | 2   | 2   | 2   | 2   | 2   |
| #825 SNB req. WD w/o SLM pkg F Rim device ONLY | 2   | 2   | 2   | 2   | 2   | 2   | 2   | 2   |
| #425 SNB req. w/499F                           | 2   | 2   | 2   | 2   | 2   | 2   | 2   | 2   |

# Popular double door applications

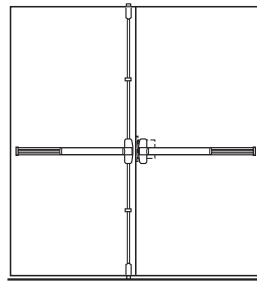
## Single door applications



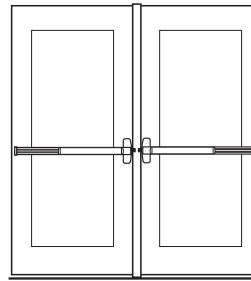
Single mortise lock device

Single rim device

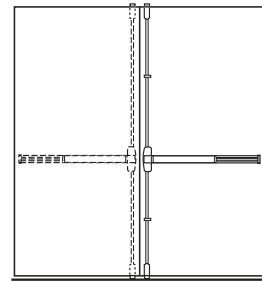
## Double door applications



Mortise lock and surface mounted or concealed vertical cable/rod device combination—same direction

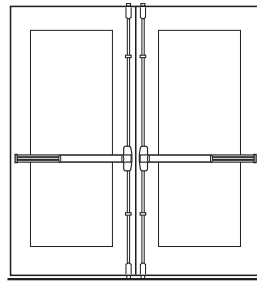
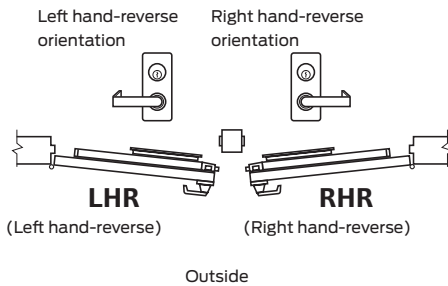


Two rim devices with mullion—same direction

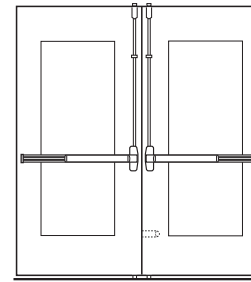


Two vertical rods—double egress

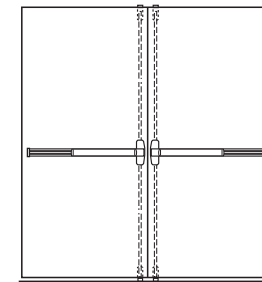
## Door handing



Two surface mounted vertical rod devices—same direction (do not use with overlapping astragal)



Two fire exit hardware vertical cables/rods with auxiliary fire latch-LBR option



Two concealed vertical cables/rods

# Outside trim operation

## Trim operation lever or knob

### Standard



Key locks and unlocks lever or knob, e.g., 996L (Classroom)

### Night latch



Key retracts latch bolt. Lever or knob is rigid. Use NL suffix, e.g., 996LNL. (Storeroom)

### Blank escutcheon



Lever or knob always active. Use BE suffix, e.g., 996L-BE. (Passage)

### Dummy



Lever or knob rigid for pull operation. Use DT suffix, e.g., 996L-DT.

## 996L Breakaway™ lever



The 996L Breakaway trim has become the standard lever trim offering on the 98L/99L Series devices. The Breakaway design is especially effective in areas where vandalism to door hardware is a problem. The design intent is to discourage costly repairs from becoming necessary. The Breakaway feature is not available on the NL (night-latch) or DT (dummy trim) versions.

## 374T/376T Series thumbturn control



Standard operation, key locks and unlocks thumbturn. Optional operation, key unlocks thumbturn, re-locks when key is removed. This operation is created by changing the cylinder plate included with control. Use 1 1/4" mortise cylinder with a straight cam. Schlage cam reference L583-475. Use with a pull trim (990DT pictured).

# Lever styles

## Decorative levers



**M51**  
Knurling available



**M52**  
Knurling available



**M53**



**M54**



**M55**



**M56**



**M57** \*\*



**M61**  
(Handed)



**M62** \*\*  
(Handed)



**M63**  
(Handed)



**M81**  
Knurling available



**M82**



**M83**



**M84**



**M85**  
(Handed)

\*\* Available in Stainless Steel substrate ONLY.

## Standard Levers



**01**



**02**  
Knurling available



**03\***  
Knurling available



**05**



**06\***  
Default lever  
Knurling available



**07**



**12**  
(Handed)



**16**  
(Omega)



**17\***  
Knurling available



**18**



**ACC**  
(Accent)  
(Handed)



**AST**  
(Asti)  
(Handed)



**MER**  
(Merano)  
(Handed)



**LAT\***  
Latitude



**LON\***  
Longitude

\*Available in Stainless Steel - specify SS when ordering